

6. Using the Specify Web Portal

Browsing data in the Specify web portal begins with a data search. Search results can then be examined in three different views.

6.1 Search

Express Search functions much like it does within the Specify application and is most useful quick search on single terms, strings or numbers. For express searches on phrases containing spaces, use quotes, e.g. when looking for collection objects from Costa Rica, search on: "Costa Rica". The * character can be used as a wildcard for stemming searches both before and after a search term and within quoted strings. Searching on "*Rio Sucio*" will find the string "Rio Sucio" anywhere it might be embedded within a locality description with words before or after it.

Advanced search allows users to query the fields included in the mapping file. These fields can be hidden in the search but still displayed in the results by editing the web portal settings.json file.

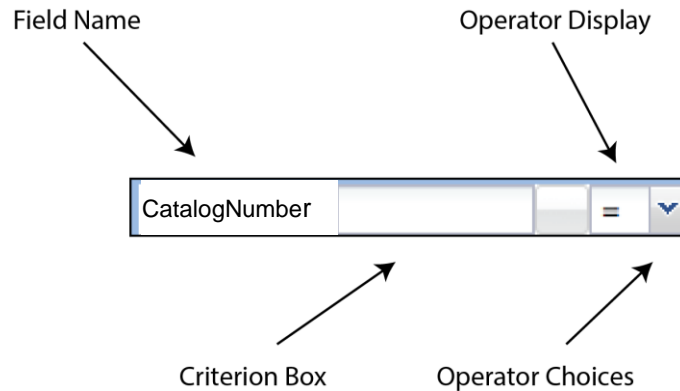


Figure 4. The anatomy of a search field display from the left side Search Window pane in the Web Portal.

Table 1. Available query operators for Specify Web Portal by data field type.

Operator	Result	Field Type
=	Finds all records for which field values are equal to the specified criterion.	Number, Date, Text
>	Finds all records for which field values are greater than the specified criterion.	Number, Date
<	Finds all records for which field values are less than the specified criterion.	Number, Date
> =	Finds all records for which field values are greater than or equal to the specified criterion.	Number, Date
< =	Finds all records for which field values are less than or equal to the specified criterion.	Number, Date
Between	Finds all records for which field values are between the specified values.	Number, Date
In	Finds all records for which field values are included in the list of criteria. (example criteria; Northern, North, No. or 32, 35, 36, 39)	Number, Text
Like	Allows a wildcard character (*). Finds all records for which field values matches the specified pattern expression. (example; *ist)	Text
Contains	Finds all records for which field values contain a specified character string.	Text
Empty	Find all records for which the field contains no data. A Condition that is set to Empty will filter out records that contain any value in the field and return only records which have nothing in that field.	Number, Check Box, Text
TRUE	Finds all records for which field value is True.	Check Box (Boolean)
FALSE	Finds all records for which field value is False.	Check Box (Boolean)

6.2 Search Tools

Search tools are located in the side bar on the left side of the Web Portal window.

Geo Coords limits search results to records which have data in the latitude and longitude fields.

Images limits search results to records which have an attached image.

Fit to Map is an option available in the Map View. Use Fit to Map to execute a spatial query for georeferenced specimens localities contained within the visible portion of the map. Check this option, then increase or reduce the size of the map window, adjust the position of the underlying map image to delimit the spatial area to be searched, and press the 'Search' button to obtain just those specimens from that spatial extent.

6.3 Data Views

Data can be viewed as records, images, or points on a map by selecting the appropriate tab at the top of the browser window. Double clicking a row in the records tab, an image in the image tab, or a map point in the map tab will pop open a floating specimen detail data window.

The **Records** tab (Figure 5.) displays records in a grid view of columns and rows.

	image	Catalog number	Voucher number	Class	Family	Scientific name	Type
1		4009	CAS 219782	Actinopterygii	Gobiidae	Eviota fasciola	
2		6582	KU 35591	Actinopterygii	Fundulidae	Fundulus escambiae	
3		6563	Whole sp. - No ...	Actinopterygii	Fundulidae	Fundulus escambiae	
4		6585	KU 35591	Actinopterygii	Fundulidae	Fundulus escambiae	
5		2428	KU 26922	Actinopterygii	Percidae	Etheostoma exile	
6		721	Whole sp. - No ...	Actinopterygii	Creedidae	Limnichthys sp.	
7		6580	KU 35591	Actinopterygii	Fundulidae	Fundulus escambiae	
8		T4019 and 4023	4019	CAS 222394	Actinopterygii	Blenniidae	Cirripectes stigmaticus
9		T4375_and_437...	4375	KU 32930	Actinopterygii	Serranidae	Serranocirrhites latus
10		T4025_and_402...	4025		Pomacentridae	Pomacentridae	
11		T4006_and_401...	4010	KU 31991	Actinopterygii	Acanthuridae	Acanthurus nigrofusus
12		T4011 and 4015	4011		Tripterygiidae	Tripterygiidae	
13			9015	USNM 349064	Actinopterygii	Clupeidae	Jenkinsia lamprotaenia
14			2439	KU 26929	Actinopterygii	Centrarchidae	Lepomis gibbosus
15			9016	USNM 349064	Actinopterygii	Clupeidae	Jenkinsia lamprotaenia
16			9232	KU 28114	Actinopterygii	Argentinidae	Argentina sialis
17		T4005 and 4046	4005	CAS 222399	Actinopterygii	Blenniidae	Salanias fasciatus
18			6564	Whole sp. - No ...	Actinopterygii	Fundulidae	Fundulus escambiae
19		T4004_and_400...	4008	KU 31939	Actinopterygii	Apogonidae	Rhabdamia gracilis
20			2430	KU 26914	Actinopterygii	Cyprinidae	Notropis stramineus
21			9231	KU 28114	Actinopterygii	Argentinidae	Argentina sialis
22			9014	USNM 349064	Actinopterygii	Clupeidae	Jenkinsia lamprotaenia
23		T4022_and_402...	4026	CAS 217396	Actinopterygii	Muraenidae	Echidna polyzona
24			6575	Whole sp. - No ...	Actinopterygii	Fundulidae	Fundulus escambiae
25			9230	KU 28114	Actinopterygii	Argentinidae	Argentina sialis
26		T4025_and_402...	4029		Pomacentridae	Pomacentridae	
27			9100		Pomacentridae	Stegastes diencaeus	
28			9004	USNM 349039	Actinopterygii	Chaenopsidae	Acanthemblemaria greenfieldi
29			2435	KU 26928	Actinopterygii	Centrarchidae	Ambloplites rupestris
30			2449	KU 26924	Actinopterygii	Umbridae	Umbrina limi
31			10291	KU 26921	Actinopterygii	Centrarchidae	Ambloplites rupestris

Figure 5. Specify 6 Web Portal Detail Display

Clicking on the small disclosure triangle toward the right of any column header entry, which appears when you hover over the column header, will pop open this menu:

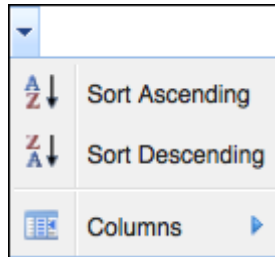


Figure 6. Column Header Pop-up Menu

Each data column can be sorted in ascending or descending order, and by moving the mouse over the *Columns* entry at the bottom of the pop-up, all fields can be selected or hidden from view. Field columns can be re-ordered left-to-right by dragging the column header to a new location.

The **Images** tab (Figure 7.) displays only the images associated with the records resulting from the current search. If an image/attachment server is not accessible to the web portal this view is not available.

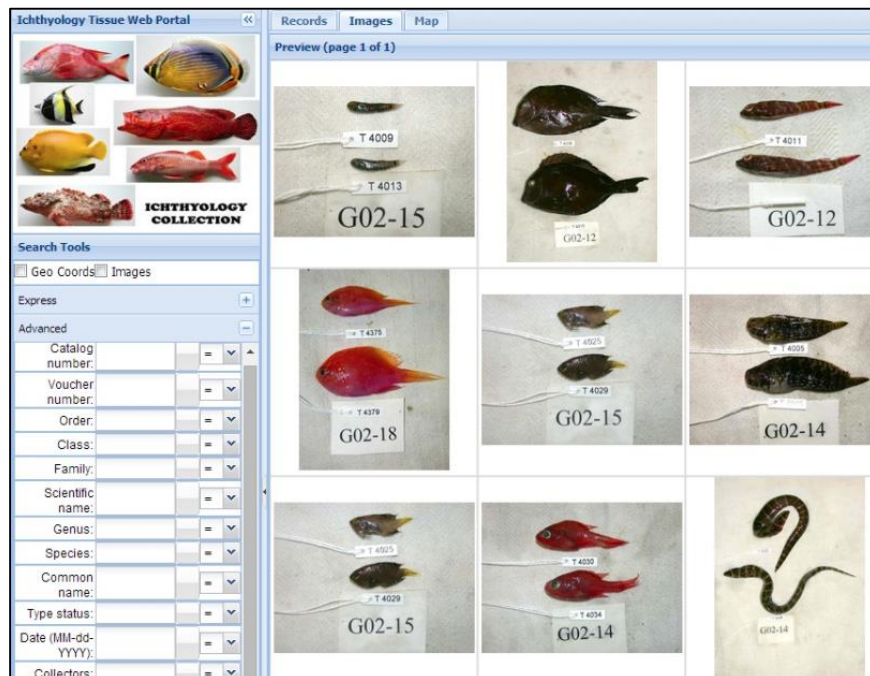


Figure 7. Specify 6 Web Portal Image Tab Query Results